

Survey on the perception of fairness of General Elections 2018

July 29-August 02, 2018



About IPOR:

IPOR Consulting is an independent research institution with ability to gauge public opinion at its best on social issues, democracy and service delivery throughout Pakistan. IPOR is registered under section 32 of companies act, 1984 (XLVII of 1984) with the Security and Exchange Commission of Pakistan (SECP). As member of ESOMAR, the information in this report has been compiled in accordance with international standards for market and social research methodologies.

Disclaimer:

The results in this Report do not represent views held by IPOR. The results only represent public opinion, computed on the basis of views expressed by respondents selected through the procedure outlined in the methodology section of this Report. IPOR cannot be held liable to the users of this data. Any part of this publication can be used or cited with a clear reference to IPOR.

IPOR Consulting

Office #1-4, 2nd Floor, Soan Complex, Soan Gardens,
Islamabad Express Way,
Islamabad, 44000, Pakistan
Tel: + 92 (51) 573 9484 / +92(51) 573 9485
URL: www.ipor.com.pk



Survey Methodology

<i>Period :</i>	July 29-August 02, 2018
<i>Survey Type :</i>	Telephone interviews.
<i>Eligibility :</i>	Age 18+.
<i>Total Respondents :</i>	n = 1705
<i>Response Rate :</i>	Approximately 38%
<i>Margin of Error :</i>	The confidence interval is not more than $\pm 3\%$ at the mid-range with a confidence level of 95%.

- Data was collected by the dedicated team of enumerators of IPOR Consulting on phone calls.
- The selection of respondents was made randomly from the phone database based upon proportion to population sample of adult residents in all Pakistan.
- The information in this report has been compiled in accordance with international standards for market and social research methodologies. Figures in charts and tables may not sum to 100 percent due to rounding error.

Demographics

Gender

Male 62% / Female 38%

Education

Illiterate	21%
Primary	15%
Middle	16%
Secondary	26%
Intermediate	11%
Graduate	08%
Master's	03%

Location

Urban 41% / Rural 59%

Age

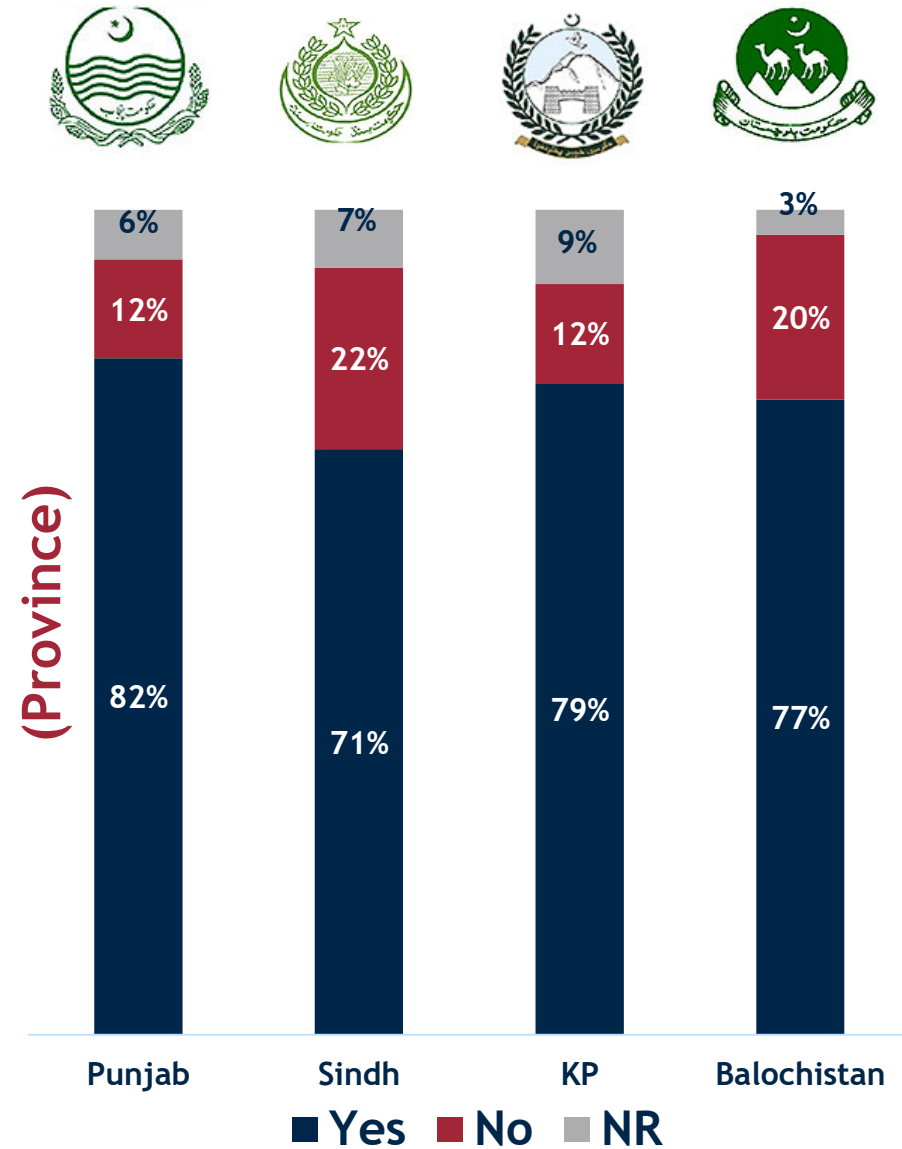
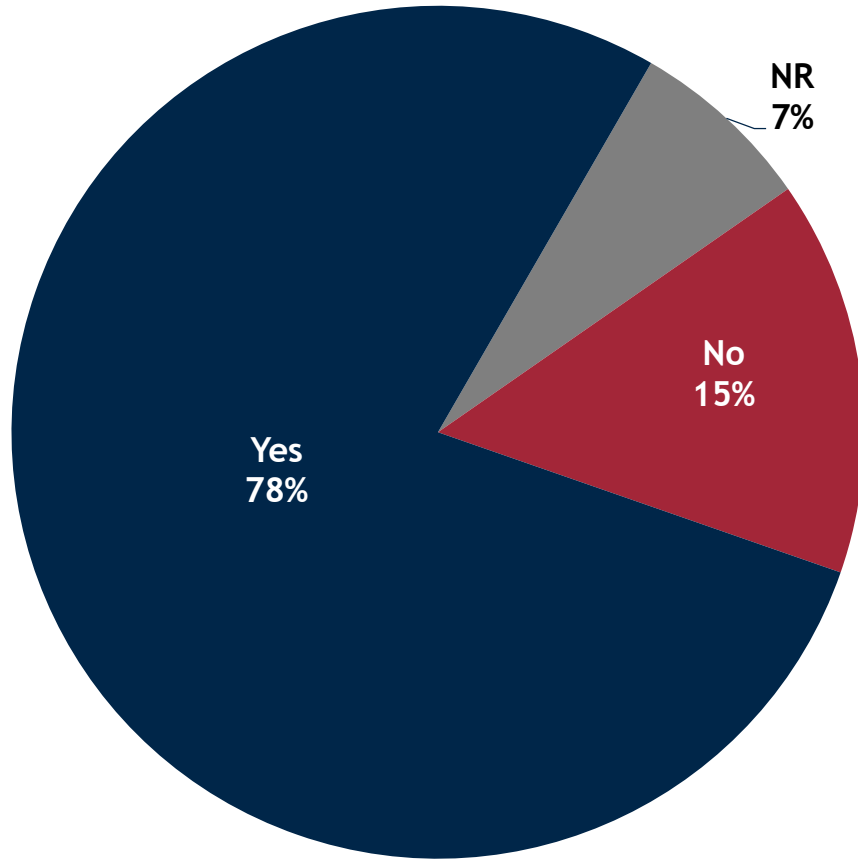
18-25	25%
26-40	44%
41-50	18%
51+	12%

Province

Punjab	55%
Sindh	24%
KP	15%
Balochistan	06%

Did you cast vote in general elections 2018? (Slide 1/2...)

(Overall)



Did you cast vote in general elections 2018? (Slide 2/2...)


(Gender)



Female



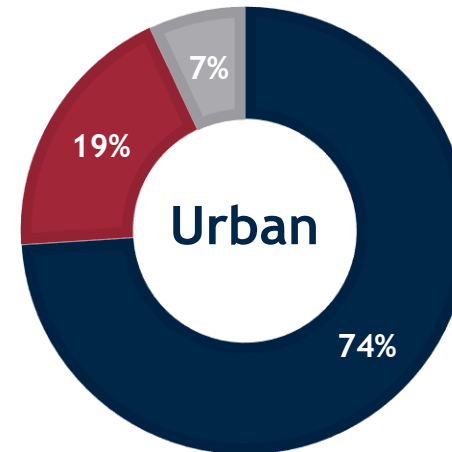
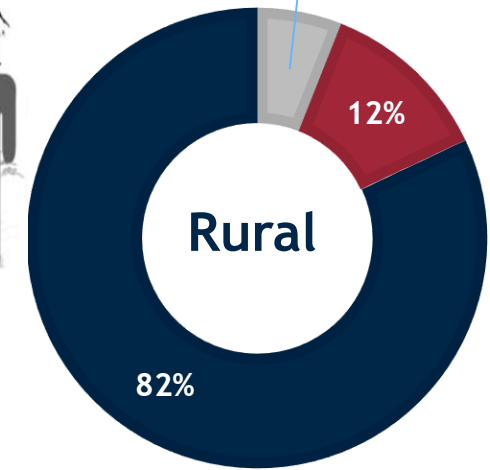
Male



■ Yes ■ No ■ DK/NR

(Location)

■ DK/NR ■ No ■ Yes



■ Yes

■ No

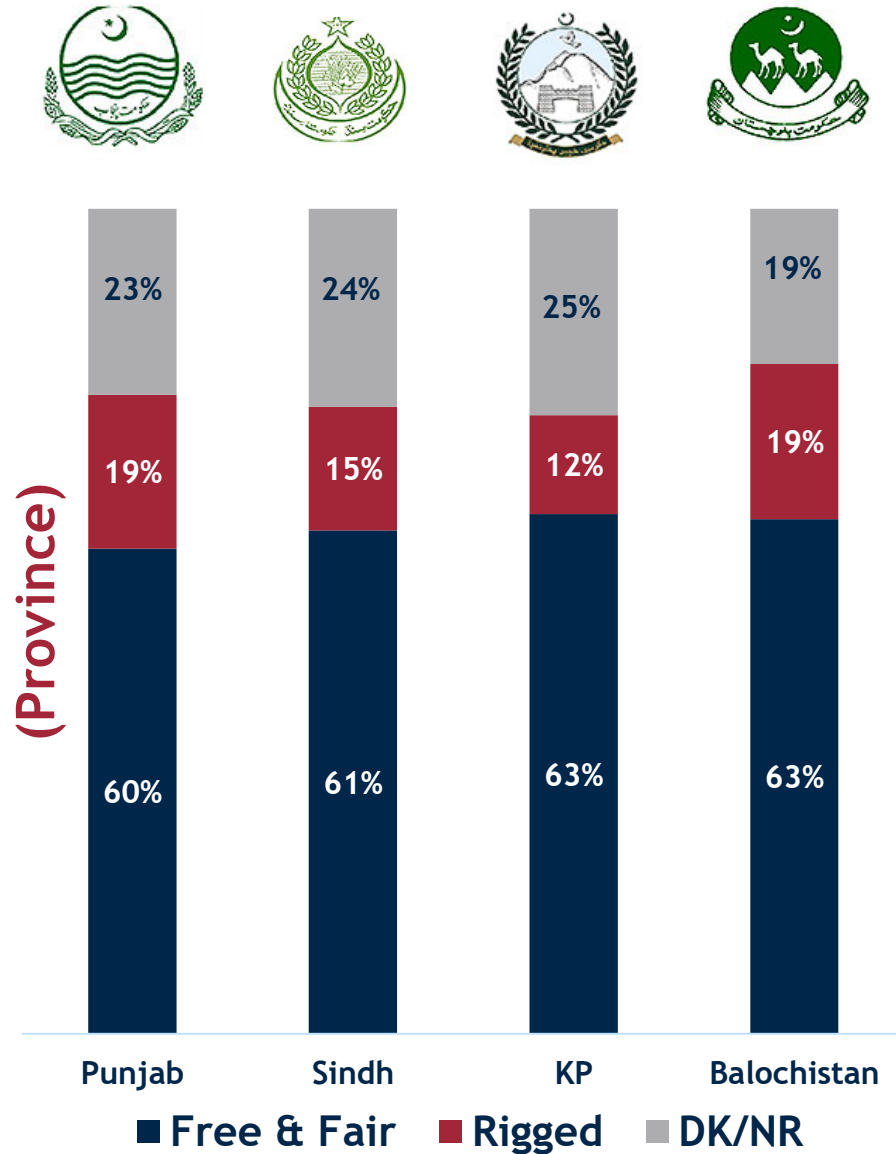
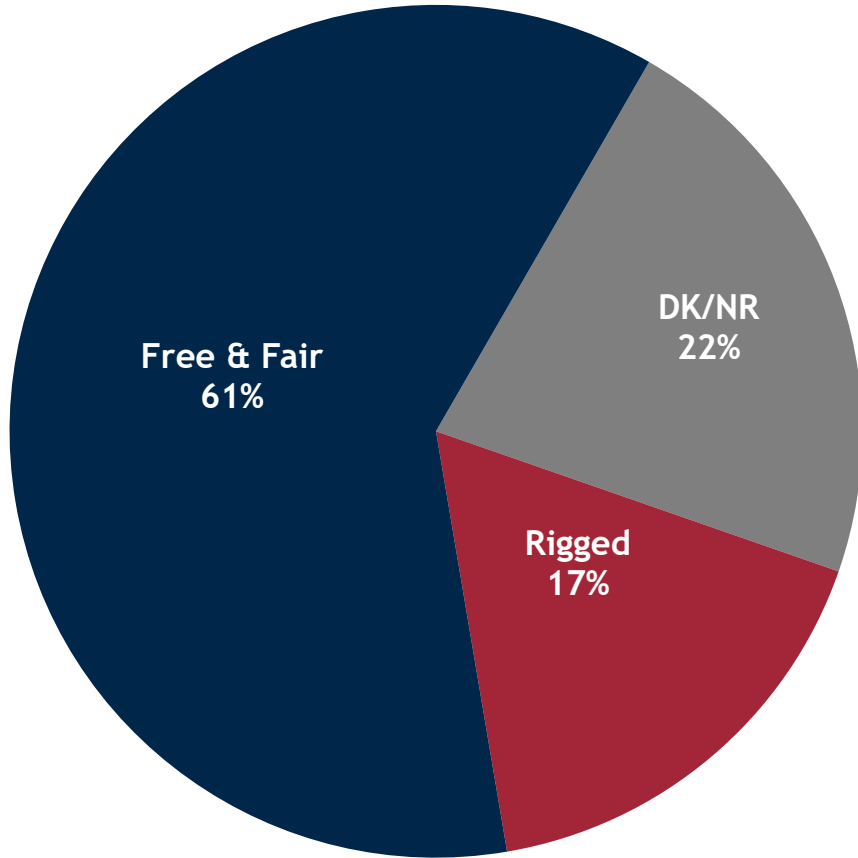
■ DK/NR



Do you think the elections were free & fair or rigged? (Slide 1/2...)

[All-Respondents]

(Overall)



Do you think the elections were free & fair or rigged?

(Slide 2/2...)
[All-Respondents]


(Gender)



Female



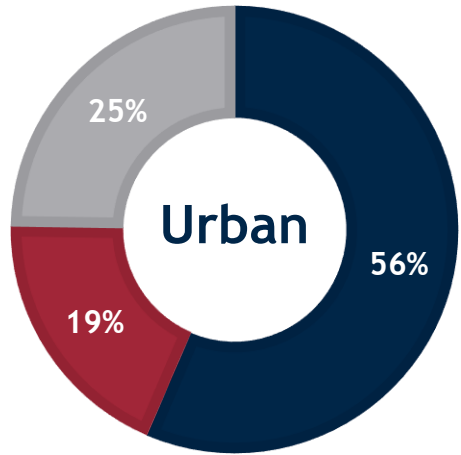
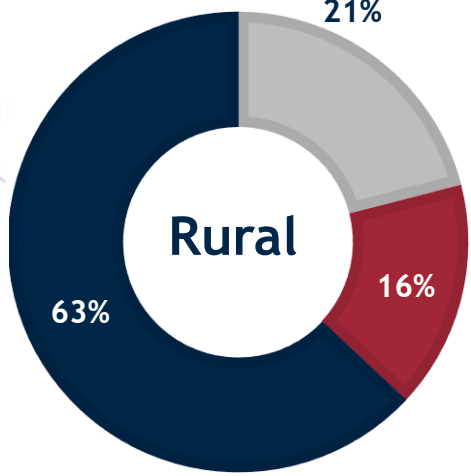
Male



■ Free & Fair ■ Rigged ■ DK/NR

(Location)

■ DK/NR ■ Rigged ■ Free & Fair



■ Free & Fair

■ Rigged

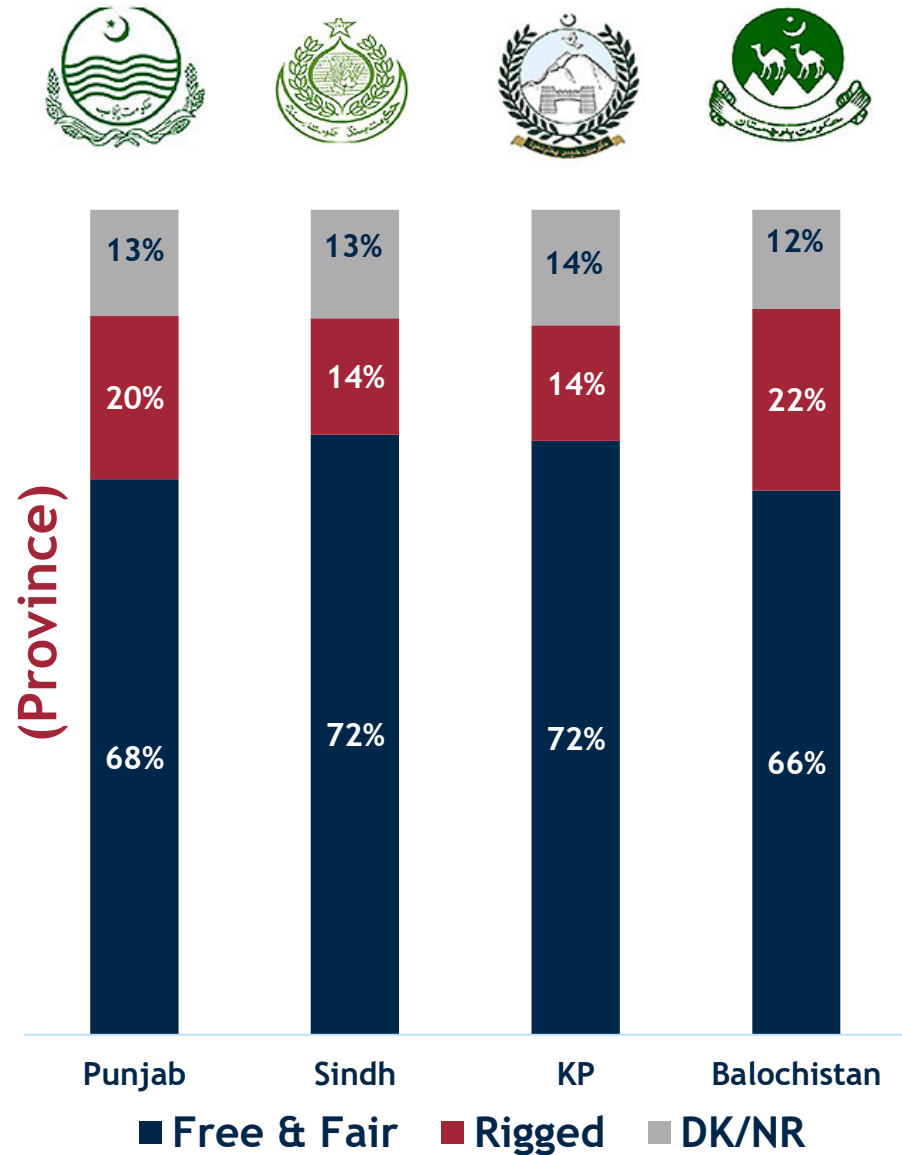
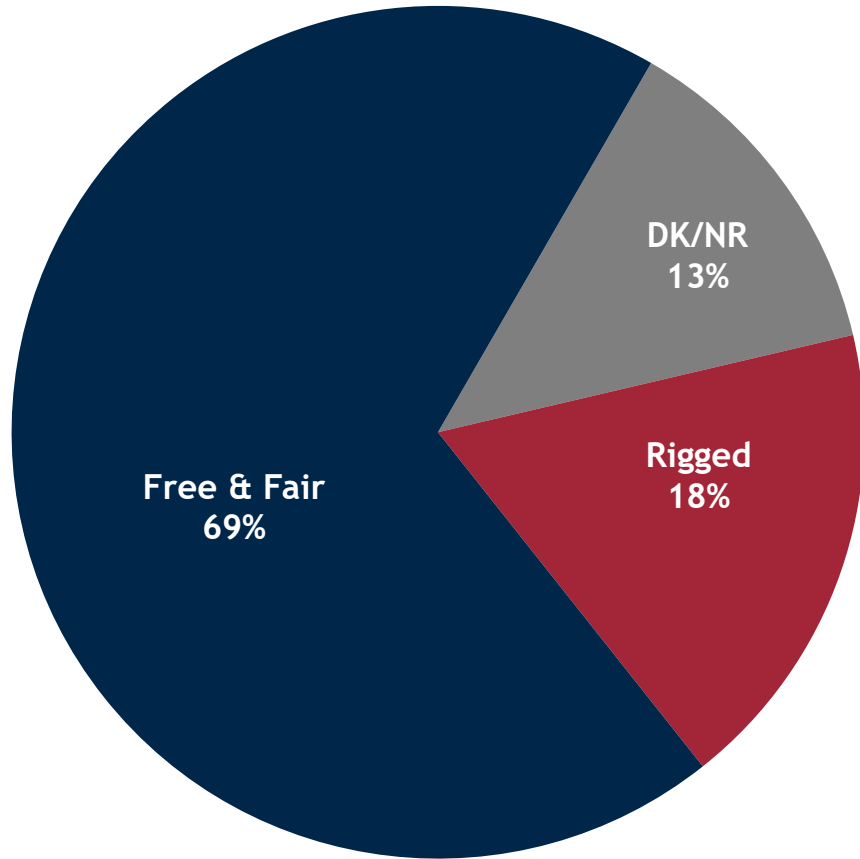
■ DK/NR



Do you think the elections were free & fair or rigged?

[Only 78% Respondents who voted in elections 2018]

(Overall)





Thank you!

www.ipor.com.pk